

Product Data

Turbulence Screen — Type UA 0436

USES:

- Measurement of airborne noise in air ducts

FEATURES:

- Frequency range from 20 Hz to 5 kHz $-0, +5$ dB

- Omnidirectional within ± 4 dB from 20 Hz to 1 kHz
- High degree of turbulence noise suppression
- Low weight
- Robust construction



Measurement of airborne noise in ducts can be very difficult or even impossible, because of the presence of flow noise caused by turbulent pressure fluctuations which are produced within the duct and convected past the measuring microphone at the velocity of the airstream.

To reduce this measuring problem Brüel & Kjær has developed the Turbulence Screen UA 0436, in co-operation with Deutsche Forschungs- und Versuchsanstalt für Luft- und Raumfahrt E. V., Institut für Turbulenzforschung and Herrick Laboratories, Purdue University.

The UA 0436 consists essentially of a tube with an axial slit covered with several layers of specially selected damping material, to accurately control the flow resistance of the slit. A streamlined nose cone is inserted into the front end of the tube, while the rear end is terminated by a clamping arrangement for a $1/2$ " condenser microphone and its preamplifier. See Fig. 1.

The Turbulence Screen is able to distinguish between Turbulent pres-

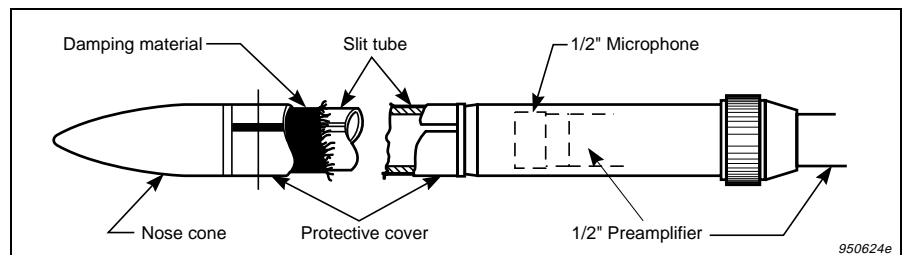


Fig. 1 Schematic drawing of the UA 0436

sure fluctuations, which have a low propagation velocity, and the sound pressure fluctuations which have a much higher propagation velocity. Pressure fluctuations at a point of the tube cause pressure waves to propagate inside the tube, the propagation velocity being nearly equal to the speed of sound. When used inside a duct, pressure fluctuations will exist at all points along the slit and the pressure at the microphone diaphragm will be a superposition of the pressure waves from all points. If the pressure fluctuations are sound waves, the pressure waves from all

points will add constructively and create a high sound pressure at the diaphragm, because the propagation velocity of the sound inside and outside the tube are nearly the same.

However, if the pressure fluctuations are caused by turbulence around the tube, the pressure waves inside the tube will add destructively, because the propagation velocity inside the tube is much higher than the propagation velocity of the turbulence outside the tube, and only a very small pressure will therefore be created at the microphone diaphragm.

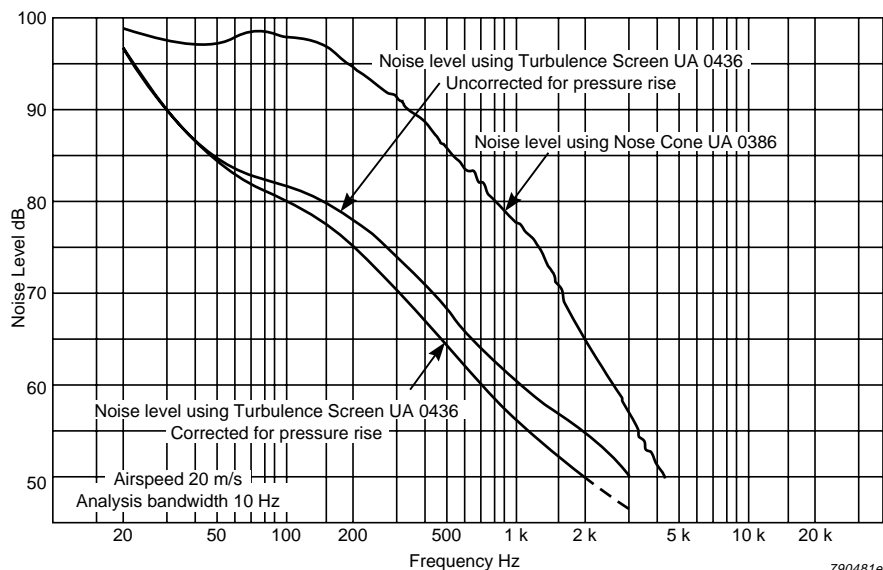


Fig. 2 Turbulence noise suppression of the UA 0436 compared to that of a 1/2" Nose Cone UA 0386 as measured by Dr. Neise of Institut für Turbulenzforschung, Berlin

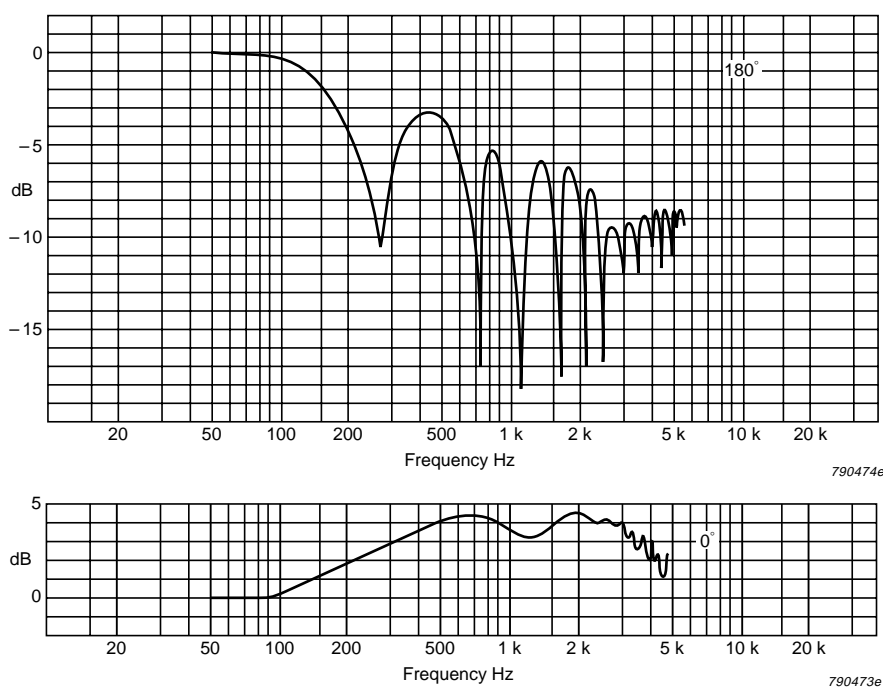


Fig. 3 Frequency response of a 1/2" Brüel & Kjær free-field condenser microphone cartridge Type 4133 when fitted to a UA 0436

Specifications UA 0436

FREQUENCY RANGE:

(Measured in an anechoic room in a plane sound field propagating in the direction of the axis of the UA 0436)

Typically 20 Hz to 5 kHz with a change in microphone frequency response of less than +5 dB

OMNIDIRECTIVITY:

(Measured in an anechoic room)

Typical within ±4 dB from 20 Hz to 1 kHz

TURBULENCE NOISE SUPPRESSION:

(70 Hz to 1.5 kHz, measured in an air duct with an air velocity of 20 m/s). See Fig. 2

Typically 16 dB better than that obtained by using Nose Cone UA 0386

DIMENSIONS AND WEIGHT:

Length: 540 mm (21.2 in)

Diameter: 21 mm (0.8 in)

Weight: 0.2 kg (0.45 lb)

Brüel & Kjær reserves the right to change specifications and accessories without notice

The width of the slit together with the damping material controls the flow resistance of the slit and thereby the noise suppression of the Screen.

The turbulence noise suppression obtained by use of the UA 0436 is approximately 16 dB better than that obtained with the Nose Cone UA 0386 measured in the frequency range 70 Hz to 1.5 kHz at an air velocity of 20 m/s. See the curves of Fig. 2, which were measured in a duct with particularly high levels of turbulence.

The UA 0436 changes the frequency response of the microphone to axial incidence sound waves as shown in Fig. 3. The curves are the 0° and 180° frequency characteristics, i.e. the response to sound originating directly in front of or behind the screen and propagating along its axis. Both characteristics were measured in an anechoic room.

The Turbulence Screen can be used with a 1/2" Brüel & Kjær free-field Condenser Microphone Cartridge Type 4133, 4165, 4190 or 4191 mounted on a 1/2" Microphone Preamplifier Type 2669. The Preamplifier connects directly to Brüel & Kjær's extensive range of Measuring Amplifiers, and Frequency Analyzers.

Ordering Information

UA 0436 Turbulence Screen

Optional Accessories

Microphone Cartridges Types 4133, 4165, 4190 and 4191
1/2" Microphone Preamplifier Type 2669

Brüel & Kjær reserves the right to change specifications and accessories without notice

Brüel & Kjær

WORLD HEADQUARTERS:

DK-2850 Naerum · Denmark · Telephone: +45 45 80 05 00 · Fax: +45 45 80 14 05 · Internet: <http://www.bk.dk> · e-mail: info@bk.dk

Australia (02) 9450-2066 · Austria 00 43-1-865 74 00 · Belgium 016/44 92 25 · Brazil (011) 246-8166 · Canada: (514) 695-8225 · China 10 6841 9625 / 10 6843 7426

Czech Republic 02-67 021100 · Finland 90-229 3021 · France (01) 69 90 69 00 · Germany 0610 3/908-5 · Holland (0)30 6039994 · Hong Kong 254 8 7486

Hungary (1) 215 83 05 · Italy (02) 57 60 4141 · Japan 03-3779-8671 · Republic of Korea (02) 3473-0605 · Norway 66 90 4410 · Poland (0-22) 40 93 92 · Portugal (1) 47114 53

Singapore (65) 275-8816 · Slovak Republic 07-37 6181 · Spain (91) 36810 00 · Sweden (08) 71127 30 · Switzerland 01/94 0 09 09 · Taiwan (02) 713 9303

United Kingdom and Ireland (0181) 954-236 6 · USA 1 - 800 - 332 - 2040

Local representatives and service organisations worldwide

BP 0577 - 13